

Medication Profile is a component of the Patient Dynamic Summary in HEALTHe NL Viewer and can be accessed by selecting the **Medication Profile** tab (Figure 1).

Figure 1: Medication Profile – Prescriptions





When the **Medication Profile** tab is selected the “**Prescriptions**” page is opened displaying the “**Prescription Summary**”- only the most recently prescribed prescription for a medication of a particular strength will be displayed for the patient in context. Previously prescribed prescriptions of that particular medication and strength will be viewable within “ **All Prescriptions** ” section. (Figure 1).

To the left of the Prescription Summary is the **Medication Profile Menu** (Figure 1) displaying links to additional information (pages) that are part of the patient’s Medication Profile.

Medication Profile Menu (Links)	Description
Prescriptions	Displays patient’s most recent prescribed drugs and prescription and dispenses history (Figure 1).
Other Medications	Displays patient’s reported non-prescribed drugs.
Allergies and Adverse Drug Events	Displays patient’s active allergies and adverse drug events.
Devises	Displays the patient’s most recent prescribed devises and prescription and dispense history.
Medical Condition	Displays patient’s reported Medical Conditions.
Pharmacy Notes	Displays pharmacy notes recorded on the patient.
Pharmacy Professional Service Notes	Pharmacist may use this feature to record patient assessments, patient monitoring such as blood pressure and A1C level and medication administration such as injections. A pharmacist may also choose this feature to document instances of prescribing.

Icons and Links

Icons and links are imbedded within the Medication Profile pages. By hovering over the icon or link additional information is available. The table below summarizes a list of icons and links.

Icons/ Links	Information Displayed
	To view prescription detail.
	To view a Drug Utilization Report detail.
	To view Drug Dispense detail.
	To view Device Dispense detail.
"Next"/ "Prev"	To scroll through a returned results set.
"Print Friendly Version"	To create a printed document of a returned result set.

Filter Controls

From the "Prescriptions", "Other Medications" and "Devices" pages filtering functionality is available. The user can use this functionality to control the data returned in the result set by **Range** (timeframe) and by **Status** (prescription status) (Figure 2).








Figure 2: Filter Controls

The filter field values chosen by the user are retained for the duration of the user's session. For any new session, the filter controls are reset to default values ("Prescription" and "Devices" pages **Range**: 12 months; **Statuses**: Aborted, Active, Completed, or Suspended. "Other Medications" page **Range**: 12 months)

Statuses ("Prescriptions" and "Devices" pages)

Prescription and Dispense Status	Format	Prescription Status Description	Dispense Status Description
Aborted		The prescription is no longer active.	A dispense has been reversed. (i.e. the prescription was dispensed but the patient didn't take the medication since it wasn't covered by his insurance)
Active		The prescription is dispensable.	A dispense has taken place, but not marked as picked up.
Completed		A prescription will be completed if either, or a combination of these situations happen: -The total prescription has been depleted and is no longer dispensable; - The prescription has expired*; - The days supply have come by.	A dispense has been marked as picked up.
Suspended		The prescription is temporary not dispensable. (i.e. A patient with an upcoming surgery to have his prescription for blood thinners suspended certain amount of time before and after surgery)	No further action can be taken in the dispense until the prescription has been released (Release refers to being available to be refilled/dispensed again).

* A prescription expires after 12 months.

Sorting

Pages	Default Sorting of the Results
Prescription	By " Dispensed " date in descending order.
Other Medications	By " Reported " start date in descending order.
Allergies and Adverse Drug Events	By " Severity " date in descending order.
Devises	By " Prescribed " date in descending order.
Medical Conditions	By " Created " date in descending order.
Pharmacy Notes	By " Created " date in descending order.
Pharmacy Professional Service Notes	By " Created " date in descending order.

Figure 3: Sorting defaults per page

The user may change the default sort order by clicking on any hyperlinked column name. Modified sort order will be retained for the duration of the user's session.